

artisan Life + Style EXTERIOR



MODULAR WALL CLADDING
Product Specification Sheet

MODULAR WALL CLADDING

Natural stone wall cladding is a great design ally as it adds textural and visual interest to both indoor and outdoor vertical surfaces.

Pillars, fireplace surrounds, blade walls, outdoor barbecue areas and retaining walls can be easily transformed and enlivened with the addition of natural stone wall cladding.

Choose from the warm blacks of Noir, the timeless earthy sandstone tones of Grange or get inspired by cool greys and rusty tones of Summit.

Our selection of modular wall cladding offers a versatile and diverse range of natural stone shades, textures and sizes that pair well with both traditional and contemporary designs.

All products feature a sawn back and one-piece corners, ensuring efficient installation without compromise in appearance.

Products included in this collection can be grouted or dry stacked, for a more traditional look.




GRANGE
Modular Wall Cladding




NOIR
Modular Wall Cladding



PRODUCT RANGE




ASPERA
Modular Wall Cladding




GRANGE
Modular Wall Cladding



NOIR
Modular Wall Cladding




RIDGE
Modular Wall Cladding

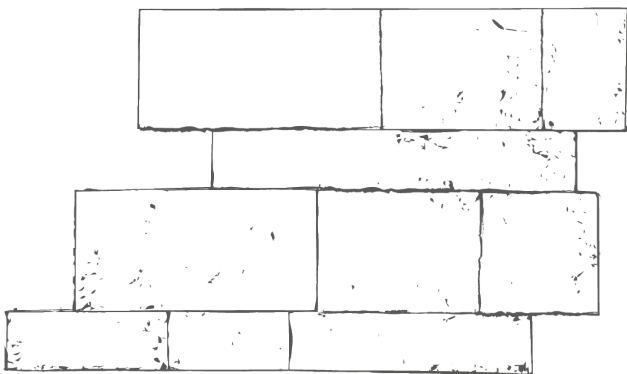


SUMMIT
Modular Wall Cladding


SIZES & FORMATS



MODULAR
Random size pieces, grouted



MODULAR
Coursed heights pieces, ungrouted



MODULAR
Random size pieces, ungrouted

TECH DETAILS

ASPERA

Format mm	Weight UOM	Pack Volumes per crate	Surface Finish
Loose Wall Cladding	80kg/m ²	10m ²	Split
Loose Corners	20kg/Lm	15Lm	Split

GRANGE

Format mm	Weight UOM	Pack Volumes per crate	Surface Finish
Loose Wall Cladding	80kg/m ²	10m ²	Split + Tumbled
Loose Corners	20kg/Lm	25Lm	Split + Tumbled
Capping 600x300x35-60mm	12kg each	75Pcs	Split Top + Split Long Edges

NOIR

Format mm	Weight UOM	Pack Volumes per crate	Surface Finish
Loose Wall Cladding Random square size	75kg/m ²	13.2m ² [0.44m ² /Box]	Split + Tumbled
Loose Corners	16.2kg/Lm	36m ² [0.6Lm/Box]	Split + Tumbled
Capping 300x300x35-50mm	20each	50Pcs	Honed Top + Split Long Edges

* Please enquire with us to confirm stock availability. Weights are indicative only and exclude packaging *

RIDGE

Format mm	Weight UOM	Pack Volumes per crate	Surface Finish
Loose Wall Cladding	80kg/m ²	10m ²	Split
Loose Corners	20kg/Lm	20Lm	Split
Capping 300x300x35-60mm	12kg each	75Pcs	Split Top + Rock-faced Long Edges

SUMMIT

Format mm	Weight UOM	Pack Volumes per crate	Surface Finish
Loose Wall Cladding	74kg/m ²	15m ²	Split + Tumbled
Loose Corners	16kg/Lm	25Lm	Split + Tumbled

* Please enquire with us to confirm stock availability. Weights are indicative only and exclude packaging *



Life + Style

1300 301 898

artisanexterior.com.au